

Up and Down Masking
(No Flying)

Up and Down Masking
(No Flying)

Gallery Line

B35 (fixed speed)
B34 (fixed speed)

B33 (fixed speed)
B32 (fixed speed)
B30
B29
B28
B27
Lx Bar 1 (fixed speed)
B26
B25
B24
B23
B22

LB 4

B21
B20
B19
B18
B17
B16

LB 3

B15
B14
B13
B12
B11
B10

LB 2

B9
B8
B7
B6
B5
B4

Light Bridge 1

B3
B2
B1
Black Curtain (permanent)
House Curtain 2 open/close (permanent)
House Curtain 1 up/down (permanent)
Fire Curtain

Proscenium Lx Bar

Auditorium Lx Bar

1st Ceiling Lx Bar
(double bar: top and bottom)

2nd Ceiling Lx Bar
(double bar: top and bottom)

SM desk

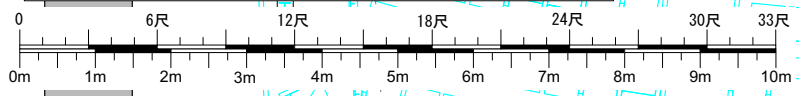
Loading Lift

Tokyo Metropolitan Theatre

東京芸術劇場
PLAYHOUSE Ground Plan
Last updated: May. 23 2019

Production / _____
File No. / _____
Directed by / _____
Drawn by / _____
Designed by / _____
Lighting by / _____
Sound by / _____
Scale 1:100 Date / /

1-8-1 Nishi-Ikebukuro, Toshima-ku, Tokyo 171-0021
TEL +81-3-5391-2111 FAX +81-3-5391-2215



B 35 (fixed speed)
 B 34 (fixed speed)
 B 33 (fixed speed)
 B 32 (fixed speed)
 B 31
 B 30
 B 29
 B 28
 B 27
 Lx Bar 1 (fixed speed)
 B 26
 B 25
 B 24
 B 23
 B 22
 LB 4
 B 21
 B 20
 B 19
 B 18
 B 17
 B 16
 LB 3
 B 15
 B 14
 B 13
 B 12
 B 11
 B 10
 LB 2
 B 9
 B 8
 B 7
 B 6
 B 5
 B 4
 LB 1
 B 3
 B 2
 B 1
 Black curtain (permanent)
 House curtain 2 open/close (permanent)
 House curtain 1 up/down (permanent)
 safety curtain

Procenium Lx Bar
 Auditorium Lx Bar

Tokyo Metropolitan Theatre

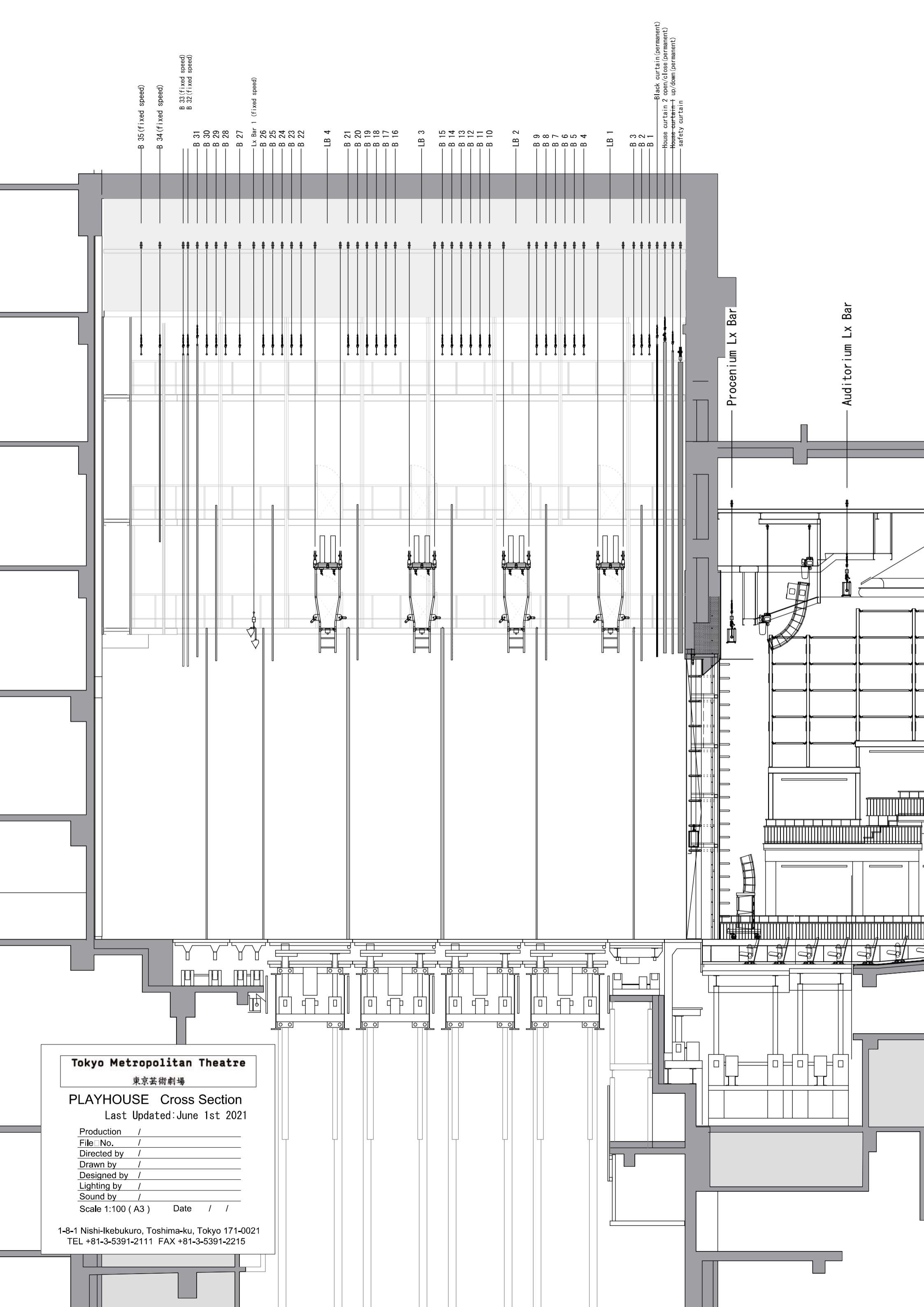
東京芸術劇場

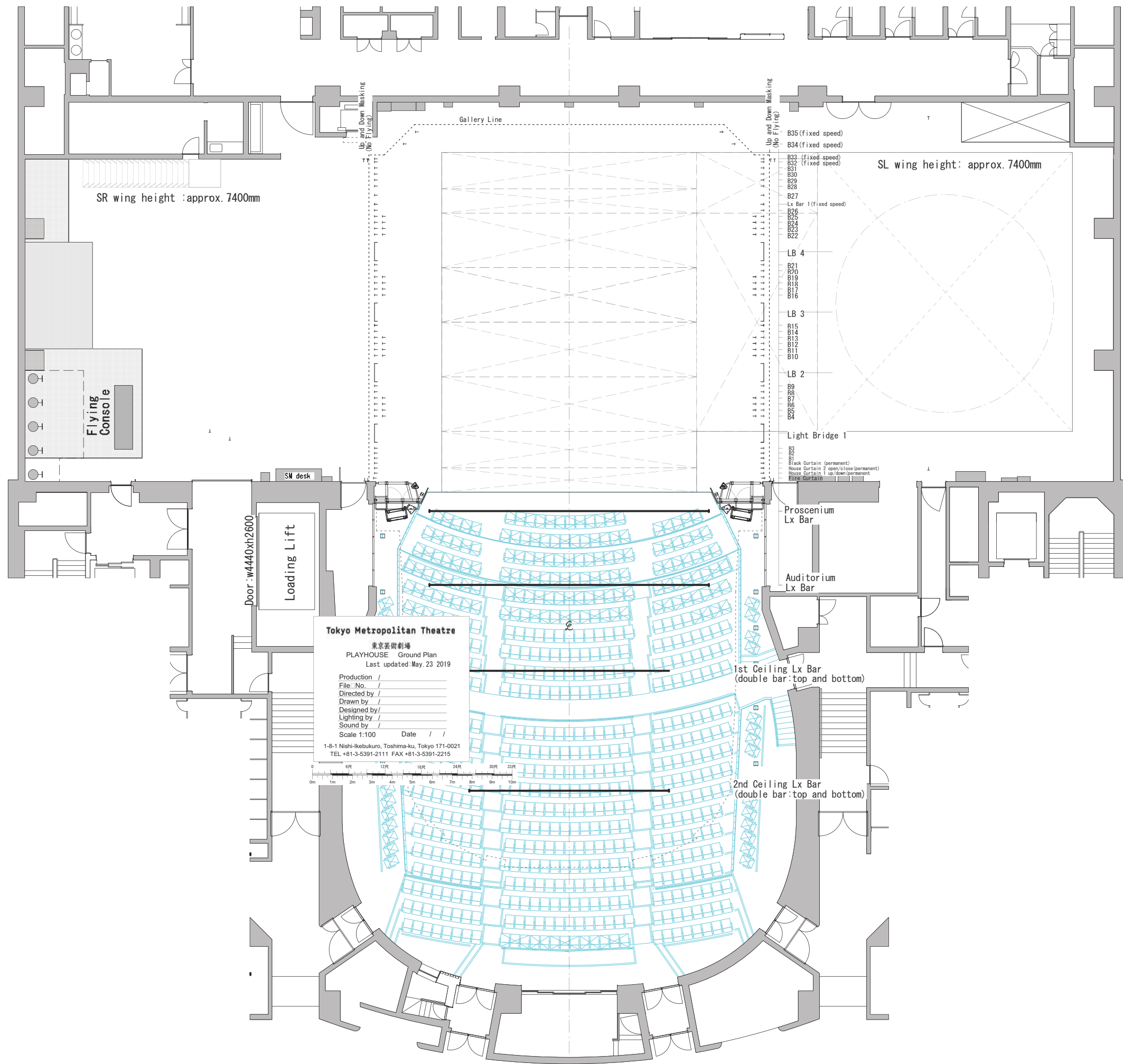
PLAYHOUSE Cross Section

Last Updated: June 1st 2021

Production / _____
 File No. / _____
 Directed by / _____
 Drawn by / _____
 Designed by / _____
 Lighting by / _____
 Sound by / _____
 Scale 1:100 (A3) Date / /

1-8-1 Nishi-Ikebukuro, Toshima-ku, Tokyo 171-0021
 TEL +81-3-5391-2111 FAX +81-3-5391-2215





SR wing height : approx. 7400mm

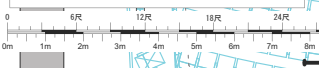
SL wing height: approx. 7400mm

Tokyo Metropolitan Theatre
 東京芸術劇場
 PLAYHOUSE Ground Plan
 Last updated: May. 23 2019

Production /
 File: No. /
 Directed by /
 Drawn by /
 Designed by /
 Lighting by /
 Sound by /

Scale 1:100 Date / /

1-8-1 Nishi-Ikebukuro, Toshima-ku, Tokyo 171-0021
 TEL +81-3-5391-2111 FAX +81-3-5391-2215



- B35 (fixed speed)
- B34 (fixed speed)
- B33 (fixed speed)
- B32 (fixed speed)
- B31
- B30
- B29
- B28
- B27
- Lx Bar 1 (fixed speed)
- B26
- B25
- B24
- B23
- B22
- LB 4
- B21
- B20
- B19
- B18
- B17
- B16
- LB 3
- B15
- B14
- B13
- B12
- B11
- B10
- LB 2
- B9
- B8
- B7
- B6
- B5
- B4

Light Bridge 1

- B3
- B1
- Brack Curtain (permanent)
- House Curtain 2 open/close (permanent)
- House Curtain 1 up/down (permanent)
- Flg Curtain

Proscenium Lx Bar

Auditorium Lx Bar

1st Ceiling Lx Bar (double bar: top and bottom)

2nd Ceiling Lx Bar (double bar: top and bottom)

Door: w4440xh2600

Loading Lift

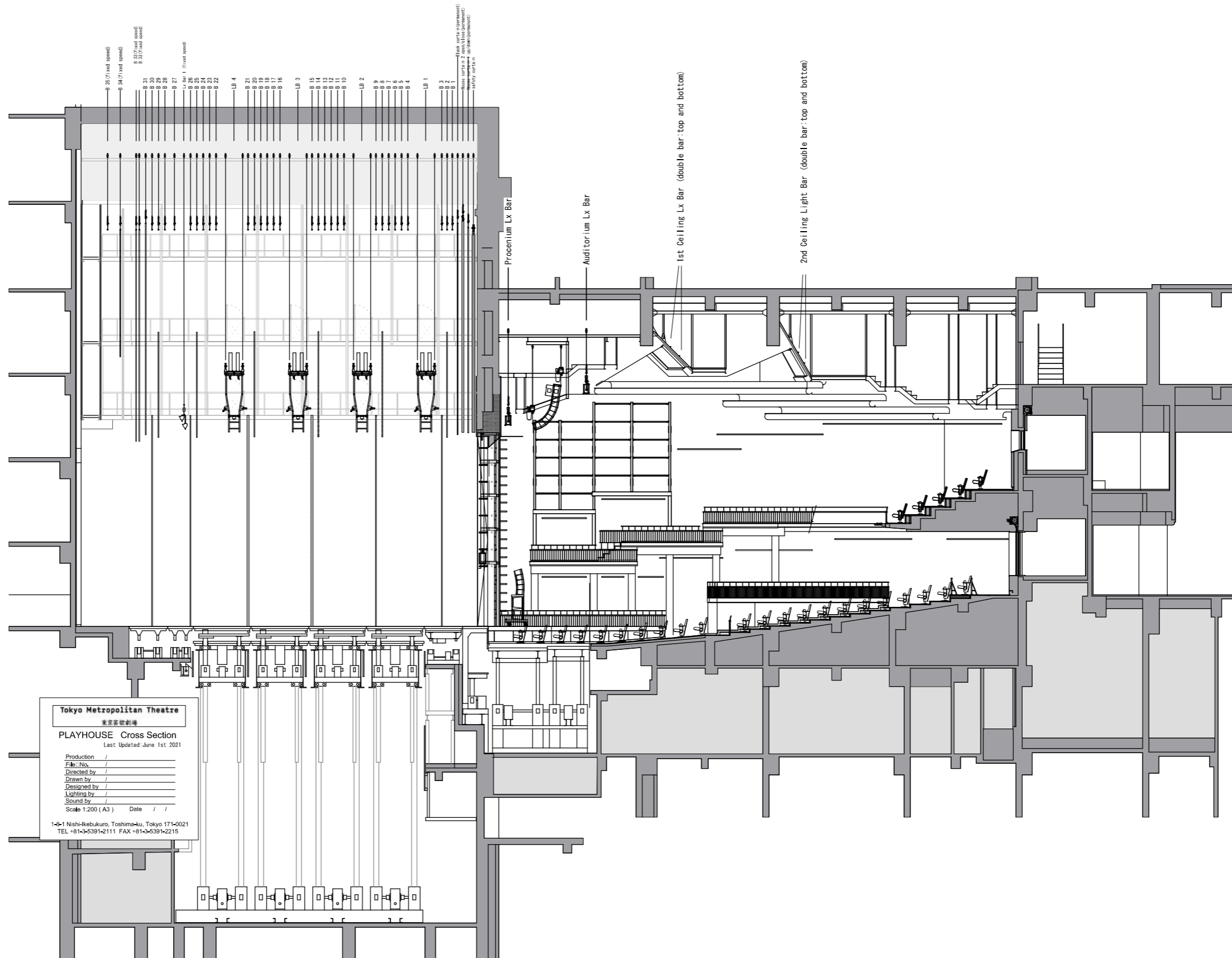
SM desk

Flying Console

Gallery Line

Up and Down Masking (No Flying)

Up and Down Masking (No Flying)



Tokyo Metropolitan Theatre
 東京都立劇場
PLAYHOUSE Cross Section
 Last Updated: June 1st, 2021
 Production / /
 File No. / /
 Directed by / /
 Drawn by / /
 Designed by / /
 Lighting by / /
 Sound by / /
 Scale 1:200 (A3) Date / /
 1-8-1 Nishi-Ikebukuro, Toshima-ku, Tokyo 171-0021
 TEL +81-3-5391-2111 FAX +81-3-5391-2215